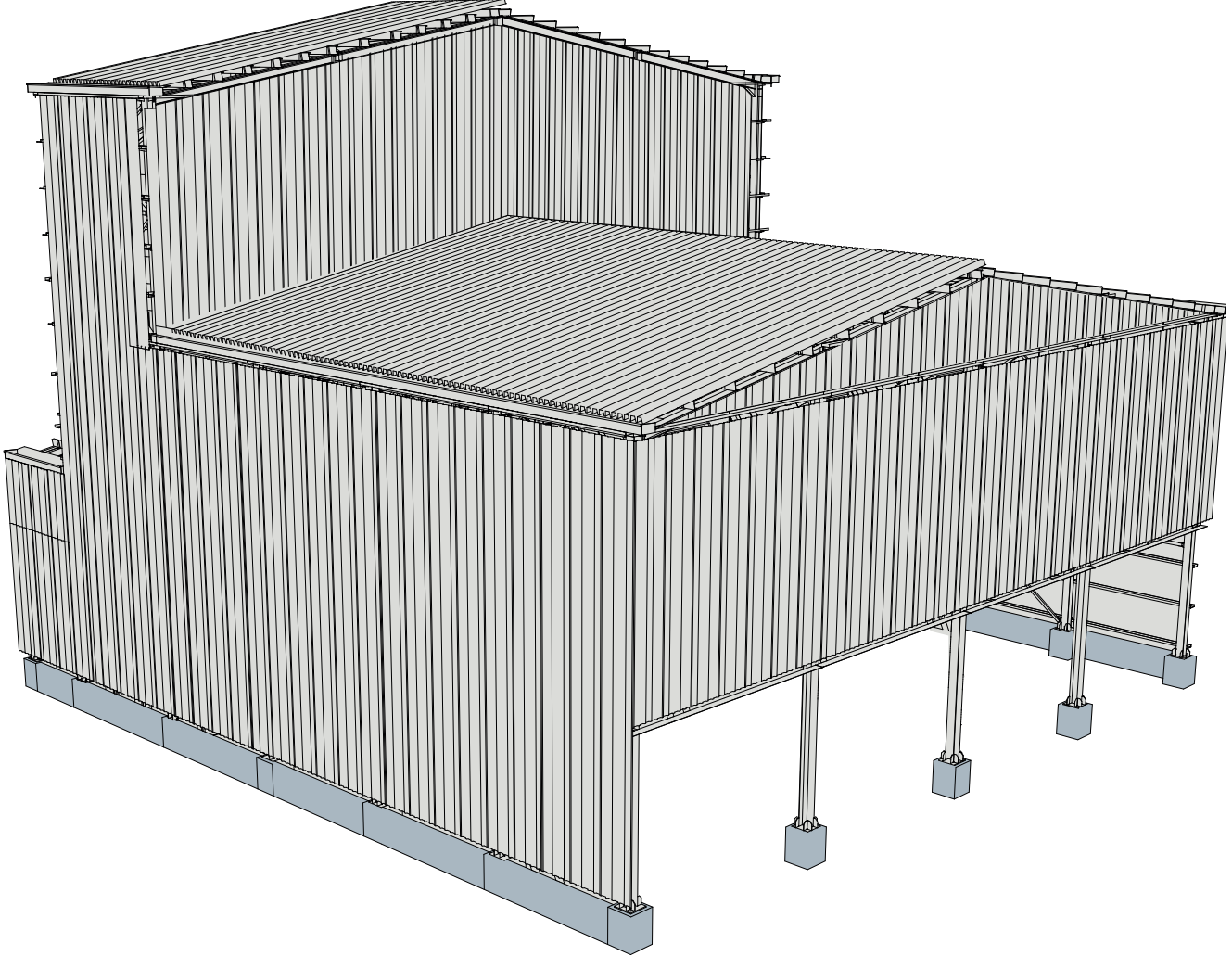


Closed area used during pick-up and shipment to the facility grain against possible rain and the whole machine park protects.

In addition, the optional door is installed at the entrance and exit and filling and dust during discharge is prevented from coming out.

According to the equipment to be used in the Reception Building Special designs can be made in special sizes.



PRODUCT FEATURES

Cladding-Exterior CladdingPaint:

Epoxy primer (Ral 7710)+Acrylic top coat (Ral 7035)
(Min80 µm)

Hot Dip Galvanizing EN ISO 1461

Cladding: Trapezoidal Sheet Ral9002-0.5mm

Material and Section Properties:

Horizontal and Cross Profiles; box, pipe profile

Columns and Beams: HEA-HEB-IPE

Material Quality Profile and Plate Materials: S235JR

Column & Beam Materials: S275JR,S355JR

Earthquake Load:

TBDY 2018 (Turkish Building Earthquake Regulation) Snow
Load:

TS EN 1991-1-3 Eurocode 1: Snow loads

Wind Load:

TS EN 1991-1-4 Eurocode 1: Wind loads

Design Standards:

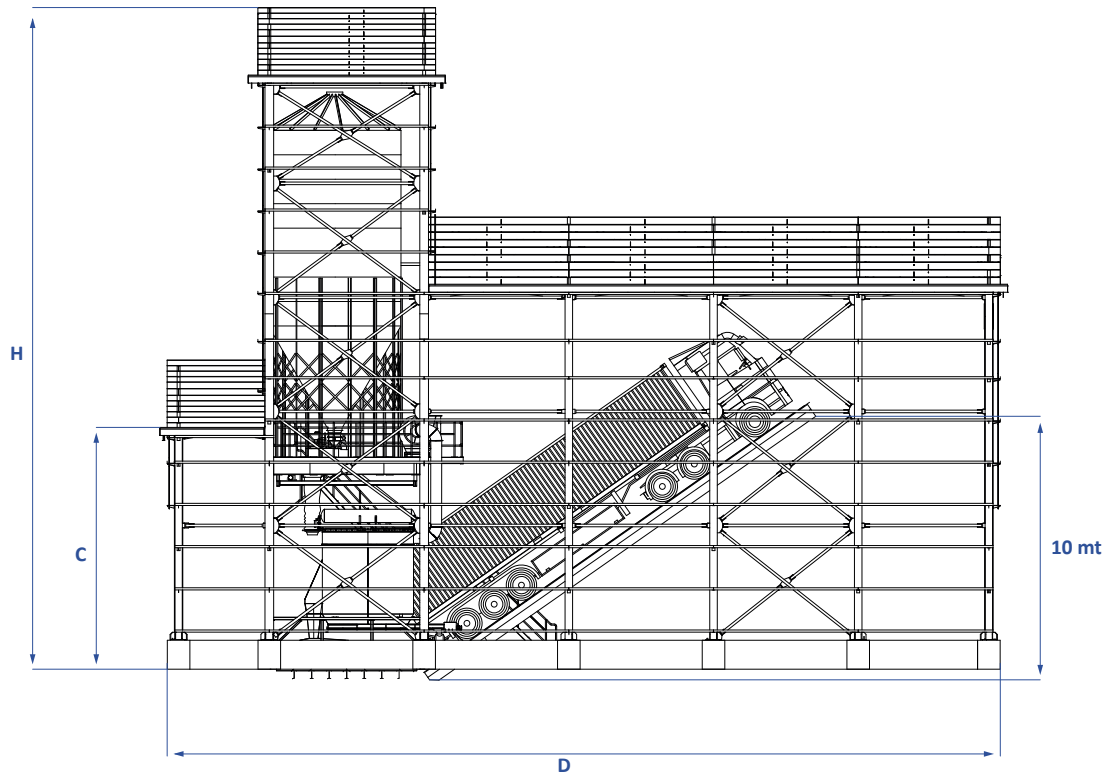
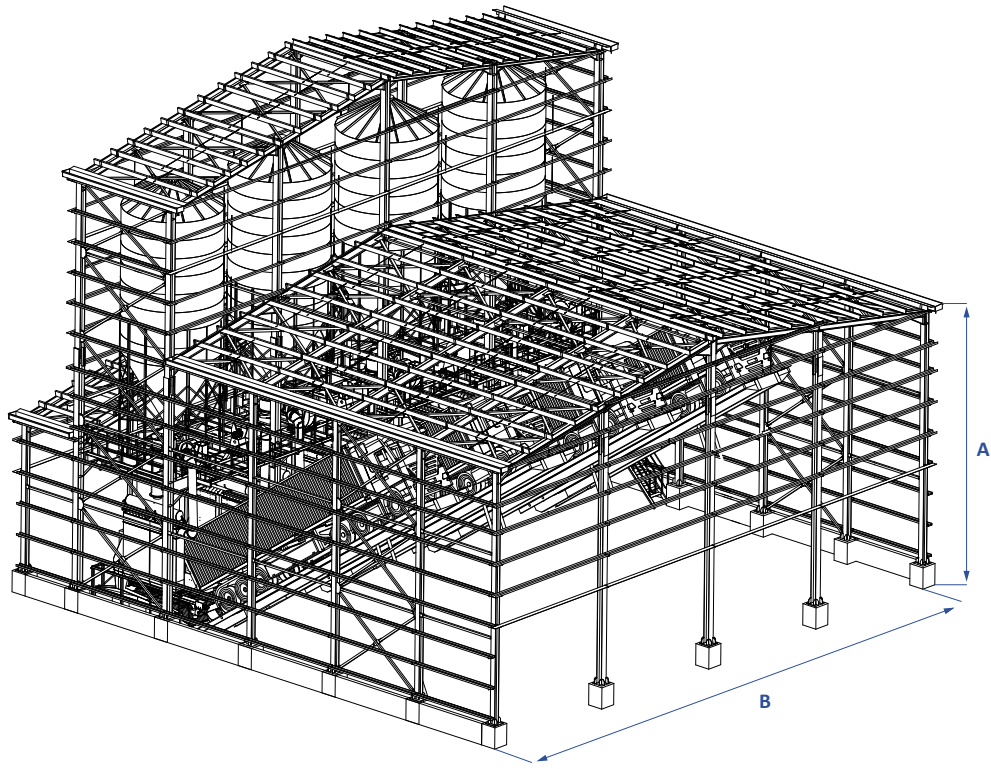
TBDY 2018 (Turkish Building Earthquake Regulation)

TS 498 (For sizing structural elements the calculation
value of the loads to be used)

Design, Calculation and Construction Principles of Steel
Structures

(AISC-360-10)

ÇYTHYE-2018: Design, Calculation and Calculation of
Steel Structures Construction Principles



Capacity Chart

Model	Description	Detail	A	B	C	D	H
SC-S2801B	Reception Building 2801B	B X A X C	12	14	6	28	16
SC-S2802B	Reception Building 2802B	B X A X C	12	14	6	28	19

- Mysilo; reserves the right to change the design and specifications of its products without notice.
- The data in the tables are approximate.

SPO.KTLG.03/00/21.12.2022-E